

NOTES:

- ① JUNCTION BOXES: J1--NORMAL POWER, J2--EMERGENCY POWER, J3--TELEPHONE.
- ② KYDEX COVER ON BED DOCKER TO MATCH 'SURF' OR 'PLATINUM GREY'.

MODULAR SERVICES COMPANY 500 EAST BRITTON ROAD
OKLAHOMA CITY, OK. 73114

REVISED

DEEP BED DOCKER

PROJECT


SCALE:  =1'

DATE _____ DRAWN BY _____ DRAWING #
PB-103

LEGEND

REQ	SYM	DESCRIPTION
1	E1	SINGLE RECEPTACLE, 8310 IVORY, 20A, 125V, H.G., NORMAL POWER
2	E2	DUPLEX RECEPTACLE, 8300 IVORY, 20A, 125V, H.G., NORMAL POWER
2	E4	DUPLEX RECEPTACLE, 8300 RED, 20A, 125V, H.G., EMER. POWER
1	NL	NIGHT LIGHT, SIERRA 2156, 7 WATT, 115V, LOUVERED FACE
1	TL	TELEPHONE OUTLET SINGLE CAT 5, RJ-45 RECEPTACLE
1	DBD	DEEP BED DOCKER

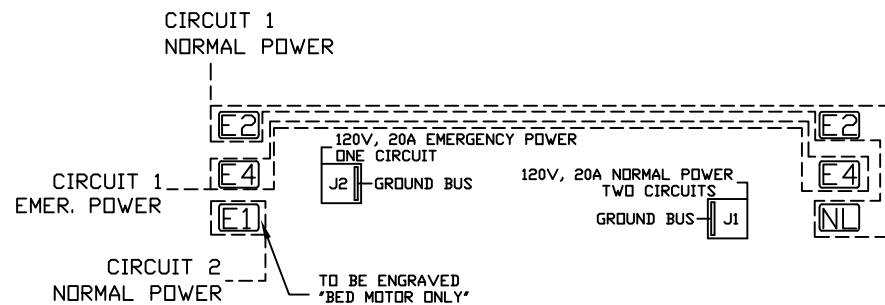
--REQ'D: --AS SHOWN
--OPPOSITE



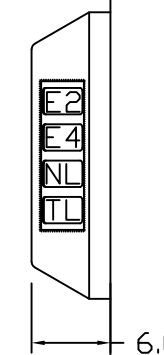
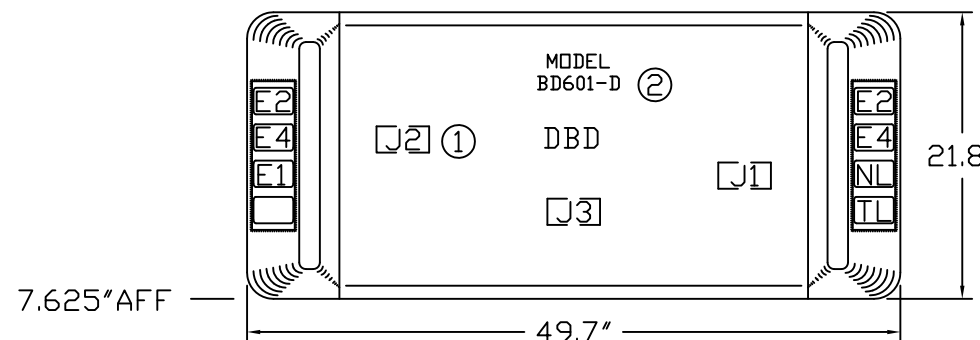
CEILING LINE

WIRING DIAGRAM

GROUND WIRING TO BE #10 GREEN STRANDED COPPER.



**ROUGH-IN TEMPLATES ARE INCLUDED WITH THESE UNITS
SEE INSTALLATION INSTRUCTIONS FOR MORE INFORMATION**



FLOOR LINE